

Rodman

M—U—S—E

54

54



Características técnicas

Eslora total	16,72 m
Eslora de casco	16,21 m
Manga Total	4,75 m
Calado	1,02 m
Desplazamiento máximo	27,5 toneladas
Capacidad de combustible	2540 L
Capacidad de agua dulce	650 L
Capacidad de aguas negras	129 L
Velocidad máxima	32* nudos
Velocidad de crucero (70% Pot)	26* nudos
Velocidad económica	18* nudos
Autonomía a velocidad económica	420* millas

Motorización: 2 X Volvo D11 IPS 900 (700CV), 2 X Volvo D13 800 CV o 2 X CMD QSM 11-715 DTS

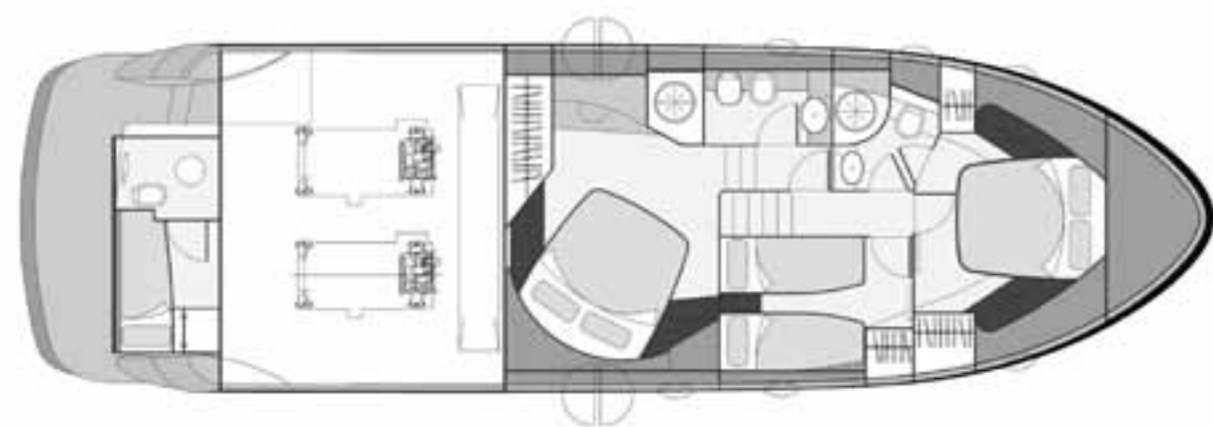
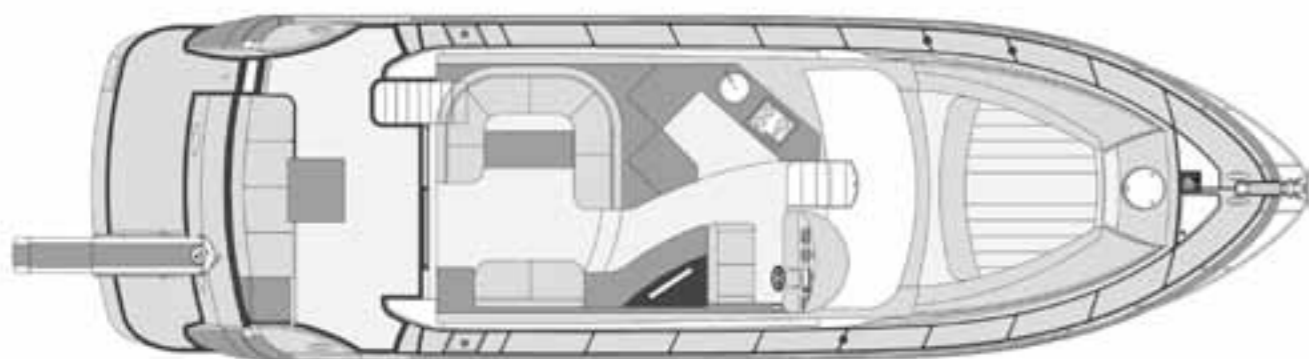
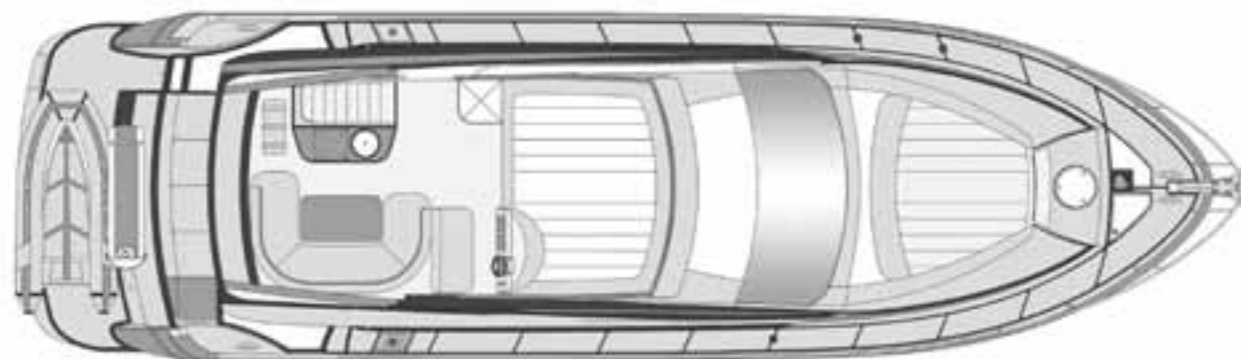
(*) Estos datos pueden variar en función de las condiciones ambientales, estado de carga y del casco de la embarcación. Los datos indicados corresponden a 500 litros de combustible y 3 personas a bordo.

Technical data

Overall Length	16.72 m
Hull Length	16.21 m
Total Beam	4.75 m
Draught	1.02 m
Maximum Displacement	27.5 tons
Fuel tank capacity	2540 L
Water Tank capacity	650 L
Black water capacity	129 L
Maximum speed	32* knots
Cruising speed (70% pot.)	26* knots
Economic speed	18* knots
Fuel-Economic speed range	420* miles

Engines: 2 X Volvo D11 IPS 900 (700CV), 2 X Volvo D13 800 CV or 2 X CMD QSM 11-715 DTS

(*) These data may vary depending on weather and sea conditions, load, and hull conditions. The data provided correspond to 500 liters of fuel and 3 persons on board.



Standard equipment

1. Hull and Deck

40 kg Delta anchor, with 50m long 10mm diameter chain
Upholstered fibreglass seating in cockpit
8 stainless steel bits
2 x 22mm diameter mooring ropes 25 meters each
8 x 12 mm diameter mooring ropes 12 meters each
65mm stainless steel contour strip
8 x 30x109 cm cylindrical fenders.
Aluminium ladders and single-block tackle
Fibreglass and teak flybridge access stairway.
Besenzeni SI 402 electro-hydraulic swim ladder, integrated in the bathing platform.
Flaps.
Bow thruster with 125 kgf thrust capacity. (option in IPS version/series)
2 windscreen wipers with water.
Canvas outdoor windows
1500W windlass with local and remote controls.

Besenzeni PI 365 Big Flash electro-hydraulic passarelle,
with 250kg hoisting capacity at maximum extension.

Stainless steel aft door.
Stainless steel sliding door with tempered glass aft.

Stainless steel handrails and pulpit.
Teakwood surfaces in cockpit and bathing platform.
Laminated-glass front windshields.
Electrically-operated tempered-glass side windows.
2 x 1000W vertical winches.
Bow sun bed cushions and seat

2. Flybridge

Height-adjustable table.
Fibreglass auxiliary unit with BBQ, sink and fridge.
Starboard steering post with double seat.
U-shaped upholstered fibreglass sofa.
Bow solarium with sunbeds.
Radio CD with 2 loudspeakers
Long-distance searchlight

3. Salon-Diningroom

Audiovisual home cinema set, with 26" LCD TV, Home cinema with 5 loudspeakers + subwoofer with RADIO/CD/DVD
Easily removed carpet on floor
Indirect and general lighting.
Height-adjustable table
Hardwood furniture.
Upholstered walls.
Upholstered double sofa located starboard.
Upholstered U-shaped sofa on portside.
Upholstered ceilings with hardwood finishes.

4. Main Steering Post

Double seating, adjustable lengthways.
Ergonomic console.
12V lighter
Steering position on starboard side.
Stowage lockers under helm seat
Tilt-adjustable steering wheel.

5. Main Cabin

Walk-in dressing room with access door on the starboard side.
Separate bathroom with portside access door.
Double berth with stowage space under it
Desk-dressing table on portside.
General, courtesy and reading lights.
Hardwood furniture and doors.
Upholstered and wooden walls.
1 opening portlight.
Circular panoramic windows.
Carpeted fibreglass floors.
Upholstered ceilings.
Flat-screen 19" TV

6. Main Cabin Bathroom

Complete set of bathroom accessories.
Bidet.
Glass-partitioned shower.
Mirror.

Electric extractor fan.
Monoblock mixer shower and washbasin taps.
W.C.
Hardwood furniture.
Fibreglass walls and ceiling.
Opening portlight.
220V plug

7. Bow VIP Guest Cabin

Wardrobe with interior lighting, clothes hanging unit and shelving.
Double berth, with drawer at base.
Electrical outlet for TV
General, courtesy and reading lights.
Hacht roll-up sun blid with mosquito net
Hardwood furniture and doors.
Upholstered and wooden walls.
Opening portlights on each side.
220V Plugs
Carpeted fibreglass floors.
Upholstered ceilings.

8. Starboard Double Guest Cabin

Access to the steering helm control panel.
Wardrobe with interior lighting and clothes hanging unit .
2 single berths.
General, courtesy and reading lights.
Central berthside table.
Electrical outlet for TV
Hardwood furniture and doors.
Upholstered and wooden walls.
Opening portlight.
Carpeted fibreglass floors.
Upholstered ceilings.

9. Shared Bathroom

Electric extractor fan
Complete set of bathroom accessories.
Glass-partitioned shower.
Mirror.
Monoblock mixer shower and washbasin taps.
W.C.
Hardwood furniture.
Fibreglass walls and ceiling.
Opening portlight.

10. Galley

vitroceramic hob with 4 hotplates.
Silestone worktop.
Two-compartment sink (different sizes).
200 L Cruise fridge + freezer.
Dishwasher
17L stainless-steel finish microwave oven with grill.
Real wood units and panelled appliances.
Wooden flooring.

11. Engine Compartment

Acustic and fire insulation
Starter and service batteries.
Electrical control panels.
Auxiliary group.
Naval-standard aluminium fuel tank, capacity 2500 litres.

Propeller shaft version:

Main engines with gear reducers, stern tubes and stuffing boxes.
Submerged exhaust outlets.

IPS version:

Main engines with IPS system

12. Servo Compartment

Propeller shaft version:
Struts.
Hydraulic steering system and cylinder.
Stowage space.
Rudders.

IPS version:

Large space created with the layout of the IPS system

13. Vessel Systems

Seawater circulation system:
independent cooling lines for main engines, auxiliary engine,
and (optional) air conditioning compressors.

Bailing systems:
Scupper system for areas where water is likely to collect in the cockpit and flybridge

Propeller shaft version:
4 submersible 7.500 l/hour bailing pumps with automatic alarm ,automatic triggering and emergency system
2 secondary 7.500 l/hour bailing pumps in the interior compartments, with manual drive
1 manual bailing pump in the engine compartment,.

IPS version:

2 submersible 7.500 l/hour bailing pumps with automatic alarm ,automatic triggering and emergency system (except in the engine compartment)
2 secondary 7.500 l/hour bailing pumps in the interior compartments, with manual drive
1 manual bailing pump in the engine compartment

Freshwater system:

Stainless steel freshwater storage tank, capacity 650 litres.
Electric water heater with 60L storage capacity.
17 L/min pressure group, with 19L storage capacity.
Onshore water intake point with pressure regulator.

Grey water discharge system:

Storage tank with internal pump (for emptying facilities which cannot be emptied using gravity).

Black water discharge system:

129L PVC storage tank with anti-odour filter.
1000 L/hour discharge macerator pump.

Air conditioning system:

Pre-installed system, consisting of connection lines, ventilation. grids, and system discharge.

Engine room ventilation system:

Natural ventilation.
Forced ventilation with 2 extractor fans.

Steering system:

24V BCS electro-hydraulic system for rudder activation.

Fire protection system:

Consilium fire-fighting system, with engine compartment smoke. and temperature detectors.
Engine flooding system, activated from outside engine compartment.
Acoustic and visual alarms in engine compartment.
4 portable 2kg dry-powder extinguishers and 1 extinguisher FE25.
Temperature controller in exhaust of the main engines

Cathode protection system:

2 independent ground plates.
Zinc Saver II 50A galvanic isolator.

Propeller shaft version:

2 sacrificial anodes attached to all metallic elements in contact with water.

IPS version:

2 sacrificial anodes. For the protection of the IPS system are 2 sacrificial anodes and 1 sacrificial anode in every tail of the IPS system

14. Communications and Navigation Equipment

Raytheon Autohelm 6002 automatic pilot with 6002 flybridge repeater
Raytheon Ray 240E VHF + DSC with flybridge repeater.
Volvo IPS joystick controls

15. Electricity

4 x 185 AH starter batteries.
4 x 185 AH service batteries.
1 x 148 AH generator battery
2 bow thruster battery
4 battery chargers (1 x 24V/75A, 1 x 24V/20A, 1 x 12V/15A).
24V/220V converter.
3 x 24V/12V converters
2 electrical control panels (1 x AC, 1 x DC).
6Kw auxiliary group.
Earthing.

16. Documentation

CE Certificate issued by the Notified Body.
Manufacturer's Declaration of Conformity.
Owner's Manual.
Manuals for each item of equipment installed on board.

17. Miscellaneous

Outdoor cushioning for seating
Bow and flybridge solarium sun beds
Flybridge console canvas
Front and side window outside canvases
Coordinated set of inside cushions
Documentation case
Crockery, glasseswear and cutlery

IPS version:

- Joystick IPS system
- Large servo compartment
- Scapes incorporated to the IPS system

Main optional equipment items

40,000 BTU air conditioning + enlarged generator set + demister
Bow thruster (only in IPS version)
Aft thruster (only in shaft propeller version)
Seaman's cabin air conditioning.
Dynamic positioning system (only in IPS version)
Skipper's cabin.
Safe
Washing machine/tumble drier.
Canvas cockpit cover.
Wooden floor in saloon and helm position
Teakwood in flybridge.
Teakwood walkarounds.
Ice machine.
Sluicing and anchor-washing system.
Flybridge navy top.
Flat-screen 19" TV in VIP cabin + DVD
Flat-screen 19" TV in double guest cabin + DVD
Electronic Pack:

GPS Raystar 125 antenna.
Multifunction colour E120 display screen at the main steering post.
Multifunction colour E90 display screen on the flybridge
Open radar 4 kw antenna and 48 miles of range
Raymarine DSM 300 1000W 2 frequency sounder module (50/200khz)

Satellite TV
Satellite Telephone + Internet
Antifouling
Cockpit surveillance camera
Engine room surveillance camera
Lifetag man overboard system
Chain length counter
display of Volvo engine data
Walkaround courtesy lighting

 ***Rodman***